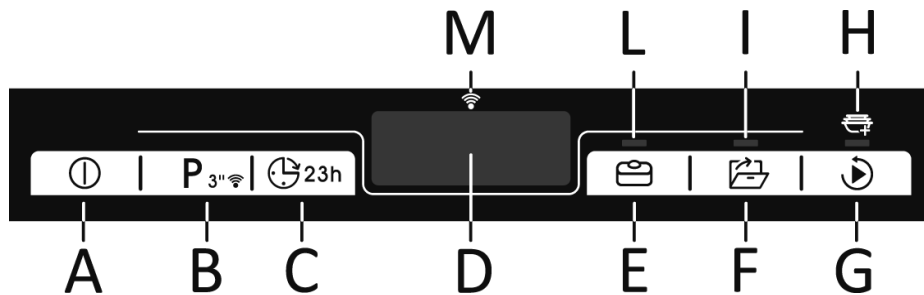






F14 Liget Vendégház Fonyód





Dishwasher manual (EN)











- A „ON/OFF” button
- B "PROGRAM SELECTION" button
- C "DELAY START" button
- D DISPLAY
- E "TABS" option button
- F "SMART DOOR" option button
- G "START/PAUSE" button
- H "ADDISH" light
- I "SMART DOOR" light
- L "TABS" light

PROGRAM LEGEND

| PROGRAM | | | DESCRIPTION |
|---------|---|-----------|---|
| P1 |  | ECO | Program for moderately soiled dishes (considered the most efficient program for the given dish type in terms of combined energy and water consumption). Program according to EN 50242 standard. |
| P2 |  | INTENSIVE | Once daily - for heavily soiled dishes and for washing dishes set aside throughout the day. |
| P3 |  | NIGHT | The most quiet washing cycle. Ideal for nighttime use and taking advantage of lower electricity rates. |
| P4 |  | UNIVERSAL | Once daily - for moderately soiled dishes and for washing dishes set aside throughout the day. |
| P5 | | AUTO WASH | Quick cycle for “normally” soiled dishes, designed for frequent washing and regular dish loads. The program |

| | | | |
|----|---|-----------|---|
| |  | | is optimized by an intelligent sensor that adjusts the washing parameters to the current dish load. |
| P6 |  | DELICATE | For washing delicate pottery and glassware. Suitable for less soiled dishes, excluding pots. |
| P7 | zOOM ^{39'} | | A class, featuring both washing and drying functions, quick washing cycle. Serves up to 8 place settings. |
| P8 |  | QUICK 24' | Quick washing of dishes to be washed immediately after meals. Can accommodate a load for 6 persons. |
| P9 |  | PRE-WASH | Short cold pre-wash for dishes stored in the dishwasher until a full load is ready. |

Washing with pre-wash For washing programs that include a pre-wash, it is advisable to add an extra dose of detergent directly into the machine (max. 10 g).

| | | | | | | | OPTIONS | |
|---------|---|-----------|--------------------|--------------------|--------------------------|--------------------------------|---------------------|-------------------|
| PROGRAM | | | Pre-wash detergent | „Impulse” programs | Washing temperature (oC) | Average washing time (minutes) | „SMART DOOR” button | „EXTRADRY” button |
| P1 |  | ECO | ● | - | 45 | 232 | YES | YES |
| P2 |  | INTENSIVE | ● | ■ | 75 | 130 | YES | YES |
| P3 |  | NIGHT | - | - | 55 | 240 | YES | YES |
| P4 |  | UNIVERSAL | ● | ■ | 60 | 120 | YES | YES |
| P5 |  | AUTO WASH | - | - | 55-65 | 75-95 | YES | YES |
| P6 |  | DELICATE | - | ■ | 45 | 85 | YES | YES |
| P7 | zOOM ^{39'} | | ● | - | 60 | 39 | - | YES |
| P8 |  | QUICK 24' | - | - | 50 | 24 | - | YES |
| P9 |  | PRE-WASH | - | - | - | 5 | - | |

- = Pre-wash detergent
 ■ = „Impulse” programs